

# ISO 799-3:2022 Pilot Ladders- Associated Equipment

Adam Roberts

Marine Pilot Newcastle








# ISO 799 Ships and Marine Technology

## Pilot Ladders

- ISO 799-1:2019 Part 1 Design and Specification
- ISO 799-2:2021 Part 2 Maintenance, use, survey and inspection
- ISO 799-3:2022 Part 3 Attachments and Associated Equipment




*A Camel (1.) is a Horse (2.) designed by a Committee*







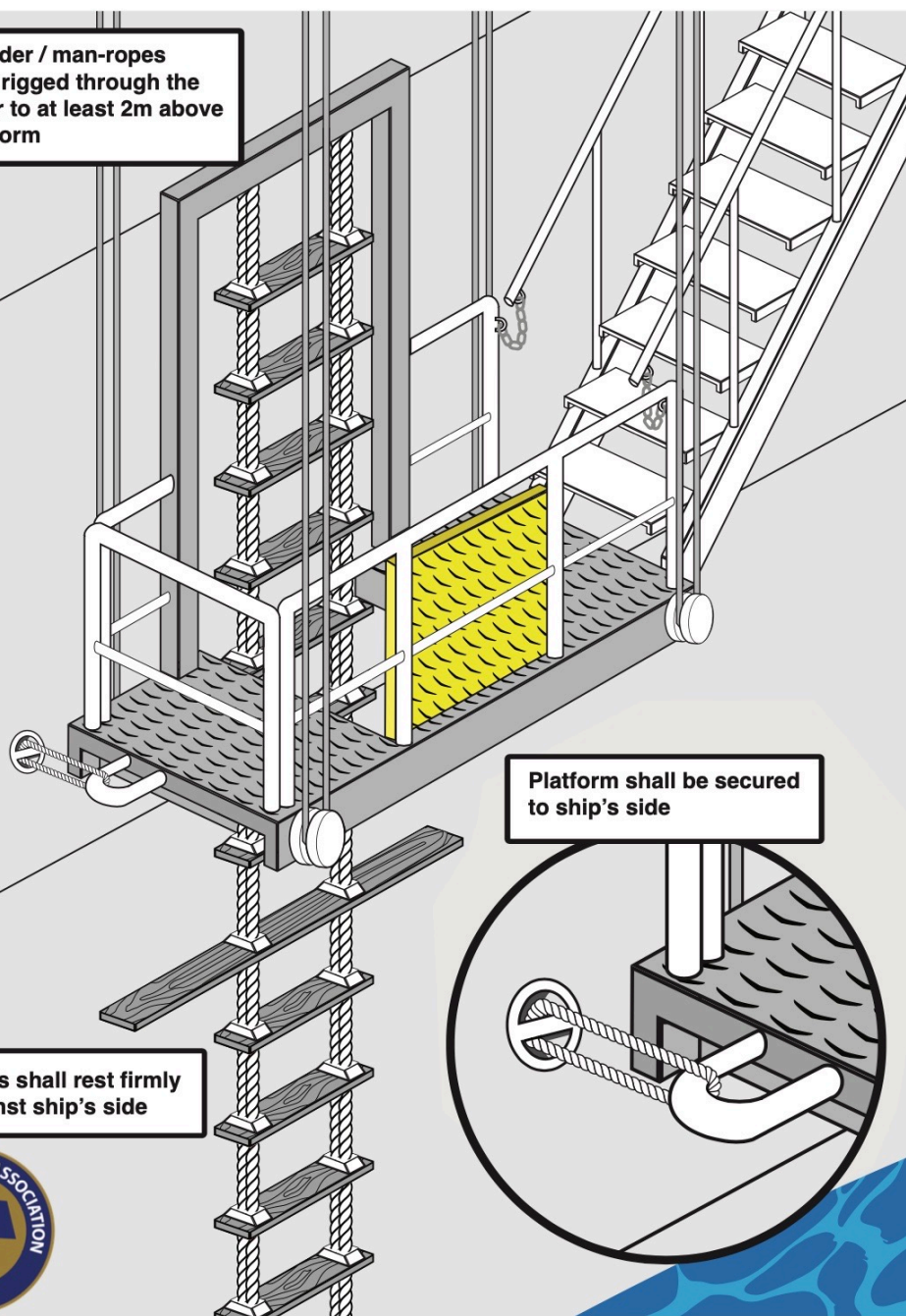




# ISO799-3:2022

10.3 In the case of a combination arrangement using an accommodation ladder with a trapdoor in the bottom platform (i.e. embarkation platform), the aperture shall not be less than 750 mm x 750 mm and shall be open to the side of the vessel's hull to allow the pilot ladder to lay flat against the hull. The trapdoor shall open upwards and be secured either flat on the embarkation platform, against the rails at the aft end, or outboard side of the platform, and shall not form part of the handholds. The pilot ladder and man-ropes shall be rigged through the trapdoor extending to the height of at least 2 m above the platform. The pilot ladder shall remain in alignment with and against the ship's side. In addition, means shall be provided to secure the lower platform of the accommodation ladder to the ship's side to ensure that the lower end of the accommodation ladder and the lower platform are held firmly against the ship's side. The top of the pilot ladder shall not be secured to the deck of the lower platform of the accommodation ladder. Sufficient hand holds shall be fitted to allow safe transfer from the pilot ladder to the accommodation ladder. These handholds shall be round of diameter 28mm-32mm refer to Figure A.1 for an example of a trapdoor arrangement.

**Pilot ladder / man-ropes shall be rigged through the trapdoor to at least 2m above the platform**



**Platform shall be secured to ship's side**

**Steps shall rest firmly against ship's side**



# Other Areas

- Man ropes. Specified as Grade 1 manila 28-32mm with some guidance.
- Maximum stanchion diameter.
- Shiplside doors securing pilot ladders to strong points on deck.
- Shiplside doors securing ladder on main deck.
- Bowsing equipment magnets, pneumatic pads









# THANKS

- Ronald J Robertson Jr for introducing me to ISO
- Panama Canal Pilots for Supplying the text for trapdoors.
- APA for supplying trapdoor drawings in record time.
- APA for giving funding Bill Cairns' time and travel to take on the role of Chair of ISO TC8/SC1.
- Retired AMSA PSCO Brett Heath.
- All IMPA and AMPI Members who allow me to turn up and represent you.